



Appendix 3.1

Candidate Turbine Specifications

Coolglass Wind Farm EIAR Volume 2

Coolglass Wind Farm Limited

SLR Project No.: 501.V00727.00006

25/05/2023



Siemens Gamesa 5.X
Reaching new heights



Siemens Gamesa technology with benchmark performance and proven reliability

SG 6.6-155 and SG 6.6-170: Siemens Gamesa next-generation solutions conceived to deliver an outstanding value proposition for our customers

Imagine how the future becomes present to take wind energy to the next level

At Siemens Gamesa, we strive to anticipate opportunities in an increasingly discerning market. Our wind technology expertise, backed by more than 40 years of experience and over 117 GW installed throughout the world, equips us with the right tools for imagining the future, making it present and taking wind energy to the next level.

We know what this means: technological leadership, solid track record, commitment to excellence, passion for what we do. And we deliver it now to our customers. This is how the new Siemens Gamesa 5.X onshore platform is born.

Siemens Gamesa 5.X is a new generation of

turbines that takes Siemens Gamesa to new heights:

- In performance, cost-efficiency and reliability.
- In power output and rotor size to offer the most competitive LCoE.
- In technology, built upon Siemens Gamesa know-how and expertise.
- In versatility, with a modular, flexible design that facilitates logistics, construction and service.
- In site adaptability, to configure the optimal solution for each project.
- In value for our customers.



Proven technology

The new Siemens Gamesa 5.X onshore platform has its roots in Siemens Gamesa technology, synonymous with innovation, know-how and reliability accredited through experience. Siemens Gamesa 5.X incorporates proven technologies, minimizing risk and guaranteeing reliability for its two new product models: SG 6.6-155 and SG 6.6-170 wind turbines. These include a doubly-fed generator and partial converter combination, a compact drive train design with a three-stage gearbox, and the use of components widely validated on the other Siemens Gamesa platforms. The result is a wind turbine design that gives optimum performance and LCoE.

Benchmark in power output and rotor size

Siemens Gamesa 5.X goes one step further to become the new generation platform that combines a flexible power rating from 5.6 MW to 6.6 MW with two of the largest rotor diameters in the market, 155 and 170 meters, resulting in maximum performance in high-, medium- and low-wind conditions.

SG 6.6-155 and SG 6.6-170 turbines mean greater AEP per wind turbine and optimized CAPEX for the project. This is also due to their versatility, with a modular, flexible design for maximum ease of logistics, construction and O&M, as well as reducing the OPEX, which results in a lower Cost of Energy for projects.

Unique, tailored solutions

Siemens Gamesa 5.X considers profitability to be a key factor in generating value for our customers. Contributing factors to profitability include:

- Configuring flexible, personalized power modes fully tailored to the needs of each site.
- An extensive catalog of towers with multiple available

technologies and the additional capability to create specific project designs.

- The use of advanced control strategies that enable intelligent load reduction and a greater applicability for the Siemens Gamesa 5.X platform in different wind conditions.
- A modular, optimized structure for local transport and construction conditions.
- A maintainability-oriented design with advanced diagnostics and remote operation solutions, as well as the possibility of replacing large turbine components without requiring a main crane.
- Optional product solutions to cover all types of market requirements.

Technical specifications



	SG 6.6-155	SG 6.6-170
General details		
Rated power	6.6 MW	
Wind class	Medium and high	Low and medium
Flexible power rating	From 5.6 MW to 6.6 MW	
Control	Pitch and variable speed	
Rotor		
Diameter	155 m	170 m
Swept area	18,869 m ²	22,697 m ²
Tower		
Height	90, 102.5, 122.5, 165 m and site-specific	100, 115, 135, 145, 155, 165 m and site-specific
Technology		
Type	Geared	
First prototype		
Date	2021	

Spain

P. Tecnológico de Bizkaia, edif. 222
48170 Zamudio, Vizcaya

Calle Ramírez de Arellano, 37
28043 Madrid

Avda. Ciudad de la Innovación, 9-11
31621 Sarriguren, Navarra

onshoresales@siemensgamesa.com

Australia

Level 3, Botanicca 3
570 Swan Street, Burnley
Melbourne, 3121

Austria

Siemensstrasse 90
Vienna 1210

Brazil

Avenida Rebouças, 3970 - 5º andar
Pinheiros 05.402-918, São Paulo

Canada

1577 North Service Road East
Oakville, Ontario L6H 0H6

Chile

Edificio Territoria El Bosque
Avenida Apoquindo 2827, Piso 19
Las Condes, Santiago de Chile

China

Siemens Center Beijing, 2nd Floor
No.7 South Wangjing Zhonghuan
Road, Chaoyang District
Beijing 100102

500, Da Lian Road
Yangpu District
200082 Shanghai

Croatia

Heinzellova 70 A
10000 Zagreb

Denmark

Borupvej 16
7330 Brande

Egypt

90th North St - New Cairo
Section no. 1 - 5th Settlement
Building 47, Floor 4, Office 442
11835 New Cairo

Finland

Tarvonsalmenkatu 19
FI-02600 Espoo

France

Immeuble le Colisée
Bâtiment A - 2ème étage
10 avenue de l'Arche
92419 Courbevoie

97 allée Alexandre Borodine
Cedre 3, 69800 Saint Priest

Germany

Beim Strohhaus 17-31
20097 Hamburg

BCB business center in Kiel
Hopfenstr. 1 D
24114 Kiel

Mary-Somerville-Straße 14
28359 Bremen

Greece

44 - 46 Riga Fereó
Str. & Messogion Ave
Neo Psychiko
Athens, 15451

India

No. 489, GNT Road
Thandalkazhani Village
Vadagarai PO, Redhills
Chennai 600052

Indonesia

Menara Karya, 28th floor
JL. HR. Rasuna Said Blok X-5
Kav. 1-2, Jakarta

Ireland

Innovation House, DCU Alpha
Old Finglas Road 11
Glasnevin, Dublin 11

Italy

Centro Direzionale Argonauta
Via Ostiense 131/L
Corpo C1 9° piano
00154 Roma

Via Vipiteno 4
20128 Milan

Japan

Otemachi First Square Tower
1-5-1 Otemachi

Chiyada-ku
100-0004 Tokyo

Korea

Seoul Square 5th Floor 416
Hangang-daero
Jung-gu
Seoul 04637

Mexico

Paseo de la Reforma 505
Torre Mayor, 37th Floor
Col. Cuauhtémoc
Del. Cuauhtémoc
06500 Mexico City

Carretera Juchitán
Espinal, km 4
El Espinal, Oaxaca

Morocco

Anfa Place Blvd. de la Corniche
Centre d'Affaires "Est", RDC
20200 Casablanca

Netherlands

Prinses Beatrixlaan 800
2595 BN Den Haag

Norway

Østre Aker vei 88
0596 Oslo

Poland

Zupnicza street 11, 3rd Floor
03-821 Warsaw

South Africa

Siemens Park
Halfway House
300 Janadel Avenue
Midrand 1685

Sweden

Evenemangsgatan 21
169 79 Solna

Turkey

Esentepe mahallesi Kartal
Yakacik Yolu No 111
34870 Kartal
Istanbul

United Kingdom

Solais House - First Floor West
19 Phoenix Crescent
Strathclyde Business Park
Bellshill, ML4 3NJ

United States

11950 Corporate Boulevard
Orlando, FL 32826

Vietnam


14th Floor, Saigon Centre
65 Le Loi street
Ben Nghe ward District 1
Ho Chi Minh Cit

The present document, its content, its annexes and/or amendments has been drawn up by Siemens Gamesa Renewable Energy, S.A. for information purposes only and could be modified without prior notice. The information given only contains general descriptions and/or performance features which may not always specifically reflect those described, or which may undergo modification in the course of further development of the products. The requested performance features are binding only when they are expressly agreed upon in the concluded contract. All the content of the document is protected by intellectual and industrial property rights owned by Siemens Gamesa Renewable Energy, S.A. The addressee shall not reproduce any of the information, neither totally nor partially.

11/2021

EnVentus™

platform



The foundation for the future of wind

We are pioneers. We keep moving and improving. It's what Vestas does. EnVentus™ is the next phase of this journey. By connecting heritage with innovation, Vestas creates solutions that responsibly address tomorrow's energy challenges.

Market opportunities

Our customers are demanding ever more advanced wind turbines, enabling profitable project realisation in increasingly challenging locations as the renewable energy landscape expands and diversifies; larger, more powerful turbines responsive to evolving grid requirements.

Customised to maximise

EnVentus™ represents the next generation in the evolution of wind turbines. Designed to encompass a wide range of turbine configurations, system designs apply modularity to meet customisation and market demands more efficiently. Combined with the extensive Vestas portfolio of solutions, EnVentus™ variants can maximise the potential of each unique wind site.

On the shoulders of giants

EnVentus™ is the realisation of a vision to connect the best engineering from Vestas. Building on more than 164 GW of tried and tested technology, EnVentus™ aims to ensure continued leadership. Using technology and experience from both on- and offshore, the EnVentus™ platform architecture combines advanced proven system designs that deliver innovation.

By connecting advanced modular design with more than **164 GW** of tried and tested technology, EnVentus™ aims to ensure continued technology leadership.





Connecting certainty with innovation

The EnVentus™ platform is the result of meticulous and careful evaluation of an unbroken line of Vestas technology solutions. With more than 164 GW of wind turbine capacity installed and 40 years of experience in relentlessly pursuing better performance through technology and service, EnVentus™ is Vestas' next generation in the evolution of wind turbines.



We know wind

Vestas is the right partner to help you realise the full potential of your wind site. We have the largest installed capacity in the industry and currently monitor over 49,000 turbines across the globe:

Tangible proof of our commitment to making renewable energy solutions that are productive, reliable and economical.

Turbines across the globe:

49,000

Proven technology

The EnVentus™ platform architecture connects proven system designs from the 2 MW platform, 4 MW platform and 9 MW platform turbine technology. The result is one versatile platform that delivers a higher level of robustness and performance with the ability to meet varying grid compliance requirements around the world.

System efficiency

The EnVentus™ platform architecture features a full-scale converter, proven from the 4 MW platform, capable of meeting complex and differing grid requirements in local markets. The full-scale converter is matched by a permanent magnet generator for maximum system efficiency and balanced by a medium-speed drivetrain. Known from the 9 MW platform, the EnVentus™ powertrain is optimised to reduce structural loads and has been chosen for reasons of mechanical robustness and flexibility. Combined with advanced load management strategies, the EnVentus™ platform enables siting at increasingly complex project conditions.

Latest solutions

The EnVentus™ platform architecture benefits from the latest developments in control systems, applying the Vestas Control System 8000 also operating on the 4 MW platform. Similarly, the portfolio of standard towers are based on Tubular

Steel Tower (TST), High Tubular Steel Tower (HTST), Concrete Hybrid Towers (CHT), or Large Diameter Steel Tower (LDST) technology, reaching hub heights of up to 169m.

V150-6.0 MW™, V162-6.2 MW™, V162-7.2 MW™ and V172-7.2 MW™ turbine blades are the result of incremental improvements to proven technical solutions. All EnVentus™ turbines feature slender profile and pre-bent blades, optimised for weight through application of carbon pultrusion material and a structural shell blade design, enabling the optimisation of the structural loads while increasing the rotor sizes. Vestas' most advanced aerofoil design ensures high aerodynamic performance and excellent sound power levels.

Tested to the limit

By applying reusable modules, versatility in offering can be achieved while adhering to Vestas' rigorous testing standards. The Vestas Test Centre is unrivalled in the wind industry. We test nacelle components using accelerated life testing under mixed and aggregated environmental conditions. For critical components, Highly Accelerated Life Testing (HALT) identifies potential failure modes and mechanisms. Specialised test rigs ensure strength and robustness for the gearbox, generator, yaw and pitch system, lubrication system and accumulators. Our quality control system ensures that each component is manufactured to design specifications and performs at site. We systematically monitor measurement trends that are critical to quality, locating defects before they occur.

**40 years
of experience**
The EnVentus™
platform
architecture
connects
proven system
designs from the
2 MW, 4 MW, and
9 MW platform.

Maximised site potential

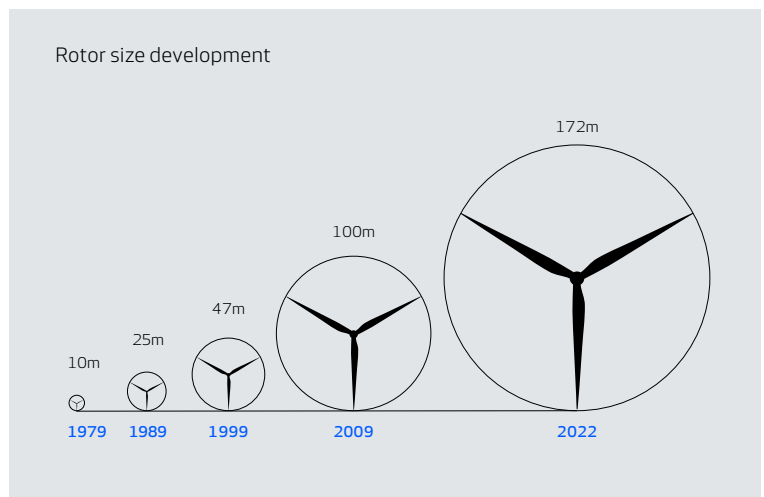
The Vestas EnVentus™ platform adds four new variants to the wide range of existing Vestas turbines, providing the ability to create an even more finely matched combination of turbines to harness available wind energy in any specific location.

Versatility at the core

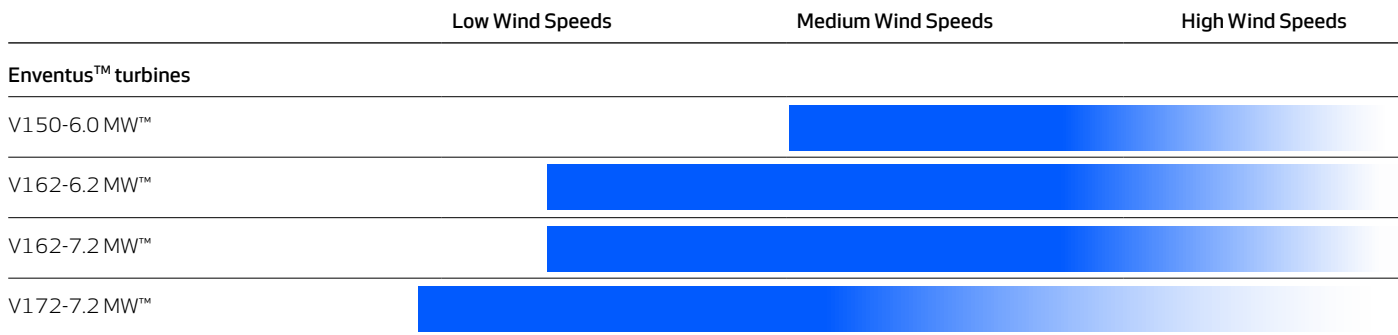
Through advanced modularity in design, EnVentus™ aims to meet customisation needs more efficiently combining reusable modules depending on unique market and project conditions. Designed with global applicability in mind, EnVentus™ based variants benefit from a full-scale converter enabling compliance with varying market-specific grid code requirements. The wide range of standard hub heights, options, and modes of operation contribute to the ability to meet specific requirements.

Business case flexibility

The relationship between rotor size and rating help maximise turbine level production. This makes the variants especially suitable for projects limited by the number of wind turbines installed. Combining double-digit* annual energy production improvements in low, medium and high wind speeds, the EnVentus turbines are ready to secure project realisation in auction and permit-based environments.



*Depending on site specific conditions.



Options available for the EnVentus™ platform:

- Additional operating modes
- Aviation Markings on the Blades
- Vestas Bat Protection System
- Aviation Lights
- Condition Monitoring Solution
- Fire Suppression
- Lightning detection
- Load Optimised Modes
- Low Temperature Operation to -30°C
- Oil Debris Monitoring System
- Vestas Shadow Flicker Control System
- Service Personnel Lift
- Vestas Ice Detection™
- Vestas Anti-Icing System™

V150-6.0 MW™

The V150-6.0 MW™ lifts the larger rotor introduced with V150-4.2 MW™ into stronger wind speeds. Combined with its higher generator rating, it increases the production potential at WTG level by more than 20 percent compared to V136-4.2 MW™ in medium wind speed conditions. Applying Vestas' most advanced aerofoil blade design combined with lower rotational speeds of the EnVentus™ drivetrain, means realisation of power production potential at very low sound power levels. A comprehensive portfolio of standard and site-specific towers allow for application in tip height constraint markets, varying from 180m to 244m.

V162-6.2 MW™

With a swept area of over 20,000m², the V162-6.2 MW™ applies a larger rotor to achieve higher energy production paired with a high capacity factor. Due to the large operational envelope, the V162-6.2 MW™ has great relative siteability on both turbulence and average wind speeds. With a maximum Sound Power Level of 104.8dB(A), the V162-6.2 MW™ delivers over 30 percent higher energy production than the V150-4.2 MW™.

V162-7.2 MW™ & V172-7.2 MW™

With flexible ratings of 6.5 MW, 6.8 MW and 7.2 MW, the V162-7.2 MW™ and V172-7.2 MW™ improve annual energy production through enhancements in powertrain and power conversion systems. Improved siteability in hot climates is enabled through the optional larger

CoolerTop. The modularised nacelle design improves transportability of the nacelle unit and provides flexibility to service and upgrades over the turbine's operational lifetime. The V172-7.2 MW™ is designed for low to medium average wind conditions, whereas the V162-7.2 MW™ caters more for applications in medium to high wind segments, especially where tip height restrictions may apply.

All of Vestas

As part of the suite of Vestas offerings, the EnVentus turbines can be combined with an extensive list of technology options to create customised solutions to suit the needs of each unique project. By adding options to the standard turbine, we can enhance the performance and adaptability of the wind power project and facilitate a shorter permitting cycle at restricted sites. These options can be a decisive factor in realising your specific project and the business case certainty of your investments. Additionally, the well-established Vestas manufacturing and global supply chain setup ensure the ability to deliver, while supporting local requirement.

The knowledge to control

Knowledge about wind project planning is key. When planning a wind power plant, there are a broad range of factors over its entire lifecycle that will impact its success in the long-term. These range from financing and siting, to grid requirements and the regulatory framework. One of the first and most important steps is to identify the most suitable location for your wind power plant. Vestas' siting capabilities cover all the steps from finding a site, until delivering a fully optimised power plant set up.





Using the largest weather library in the industry, site-specific met mast campaigns and advanced analytical tools, Vestas examines a broad spectrum of wind and weather data to evaluate potential sites and establish which of them can provide optimum conditions for your project. In addition, Vestas can optimise the layout of your wind power plant and the technology selection with high accuracy by implementing detailed simulations of the conditions on site and analyse their effects over the whole operating life of the plant. Put simply, it finds the optimal balance between the estimated ratio of annual revenue to operating costs over the lifetime of your plant, to determine your project's true potential and provide a firm basis for your investment decision.

The complexity and specific requirements of grid connections vary considerably across the globe, making the optimal design of electrical components for your wind power plant essential. By identifying grid codes early in the project phase and simulating extreme operating conditions, Vestas' Electrical PreDesign provides you with an ideal way to build a grid compliant, productive and highly profitable wind power plant. It allows customised collector network cabling, substation protection and reactive power compensation, which boost the cost efficiency of your business.

Advanced monitoring and real-time plant control

All our wind turbines can benefit from VestasOnline® Business, the latest Supervisory Control and Data Acquisition (SCADA) system for wind power plants.

This flexible system includes an extensive range of monitoring and management functions to control your wind power plant. VestasOnline® Business enables you to optimise production levels, monitor performance and produce detailed, tailored reports from anywhere in the world. The VestasOnline® Power Plant Controller offers scalability and fast, reliable real-time control and features customisable configuration, allowing you to implement any control concept needed to meet local grid requirements.

Condition monitoring and maintenance

Operating a large wind power plant calls for efficient management strategies to minimise downtime and operational expenses. Vestas offers 24/7 monitoring, performance reporting and predictive maintenance solutions to improve turbine performance and availability.

Vestas Condition Monitoring Solution (CMS) enables to predict the failure of components by analysing vibration signals, preventing major equipment damages and enabling to optimise the service planning according to the energy production and weather conditions. Additionally, Vestas' Active Output Management® (AOM) provides detailed plans and long-term agreements for maintenance, online monitoring, optimisation and troubleshooting. It is possible to get a full scope contract, combining turbine technology with guaranteed time or energy-based availability performance targets, thereby creating a solid base for your power plant investment.



Vestas' transparency
towards Sustainability



g/kWh

5.6-7.1
1086

CO₂ comparison between
the EnVentus™ platform
and a coal power plant



Energy neutral

5.9 - 7.4
months of operation



Energy return

32 - 41
times



Recyclability rate

84%-
87%



Sustainability metrics depending on project and site specific conditions

Vestas Sustainability

In 2020, we introduced our sustainability strategy, Sustainability in Everything We Do. At Vestas we are working to improve our own environmental performance, create value for local communities, promote a safe, diverse, and inclusive workplace, while leading the transition to a world powered by sustainable energy. We believe these efforts will help to elevate the standards of our industry as a whole. Read more about Vestas sustainability strategy at www.vestas.com/en/sustainability.

Life Cycle Assessments (LCA)

Since 1999, we have been developing wind turbine LCAs to give 'cradle-to-grave' evaluations of the environmental impact of our products and solutions. These evaluations concentrate on two key actions: documenting the environmental performance of Vestas wind turbines

and analysing the results to reduce the environmental impact of our turbines. The LCAs provide environmental impact transparency to help customers achieve their own sustainability ambitions. To view our current portfolio of Life Cycle Assessments visit the following page: www.vestas.com/en/sustainability/reports-and-ratings.

As part of our commitment to customers, we also offer customised wind power plant LCAs, called Vestas® SiteLCA™. These assessments determine key indicators of environmental performance, taking the wind turbine type, site specific conditions and production supply chain into consideration. SiteLCA™ provides customers or project developers with transparent environmental facts for a specific wind power plant.

V150-6.0 MW™ IEC S

Power regulation	Pitch regulated with variable speed
Operating data	
Rated power	6,000kW
Cut-in wind speed	3m/s
Cut-out wind speed*	25m/s
Wind class	IEC S
Standard operating temperature range from -20** to +45°C	
* High Wind Operation available as standard	
Sound power	
Maximum	104.9dB(A)*
* Sound Optimised Modes available dependent on site and country	
Rotor	
Rotor diameter	150m
Swept area	17,672m ²
Aerodynamic brake	full blade feathering with 3 pitch cylinders
Electrical	
Frequency	50/60Hz
Converter	full scale
Gearbox	
Type	two planetary stages
Tower	
Hub heights	105m (IEC S) 125m (IEC S/DIBt S) 148m (DIBt S) 155m (IEC S) 166m (DIBt S) 169m (DIBt S)

Turbine options

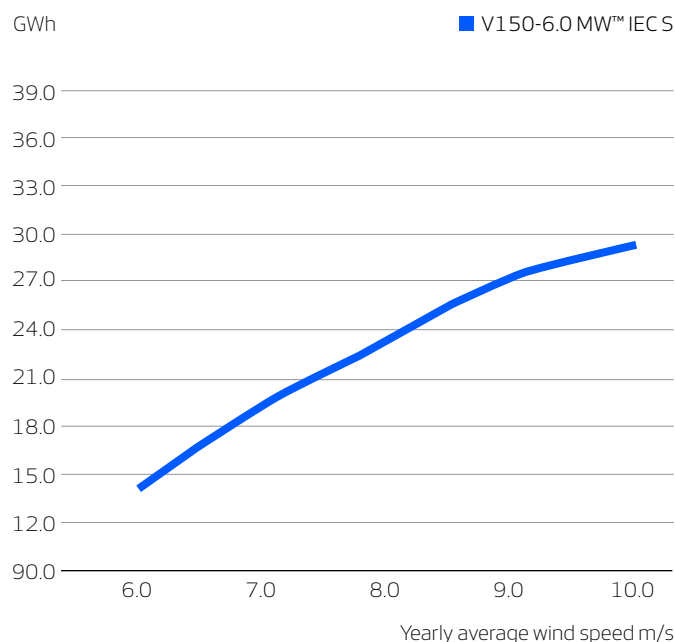
- Condition Monitoring System
- Oil Debris Monitoring System
- Service Personnel Lift
- Low Temperature Operation to -30°C
- Vestas Ice Detection™
- Vestas Anti-Icing System™
- Vestas Shadow Flicker Control System
- Aviation Lights
- Aviation Markings
- Fire Suppression System
- Vestas Bat Protection System
- Lightning Detection System

Sustainability

Carbon Footprint	5.6g CO ₂ e/kWh
Return on energy break-even	5.9 months
Lifetime return on energy	41 times
Recyclability rate	85%

Configuration: 155m hub height, Vavg=8.0m/s, k=2.48. Depending on site-specific conditions. Metrics are based on an externally reviewed Life Cycle Assessment available on vestas.com

Annual energy production



Assumptions
 One wind turbine, 100% availability, 0% losses, k factor =2
 Standard air density = 1.225, wind speed at hub height

V162-6.2 MW™ IEC S

Power regulation	Pitch regulated with variable speed
Operating data	
Rated power	6,200kW
Cut-in wind speed	3m/s
Cut-out wind speed*	25m/s
Wind class	IEC S
Standard operating temperature range from -20°C to +45°C	
<small>* High Wind Operation available as standard</small>	
Sound power	
Maximum	104.8dB(A)*
<small>* Sound Optimised Modes available dependent on site and country</small>	
Rotor	
Rotor diameter	162m
Swept area	20,612m ²
Aerodynamic brake	full blade feathering with 3 pitch cylinders
Electrical	
Frequency	50/60Hz
Converter	full scale
Gearbox	
Type	two planetary stages
Tower	
Hub heights	119m (IEC S/DiBt S) 125m (IEC S) 166m (IEC S/DiBt S) 169m (DiBt S)

Turbine options

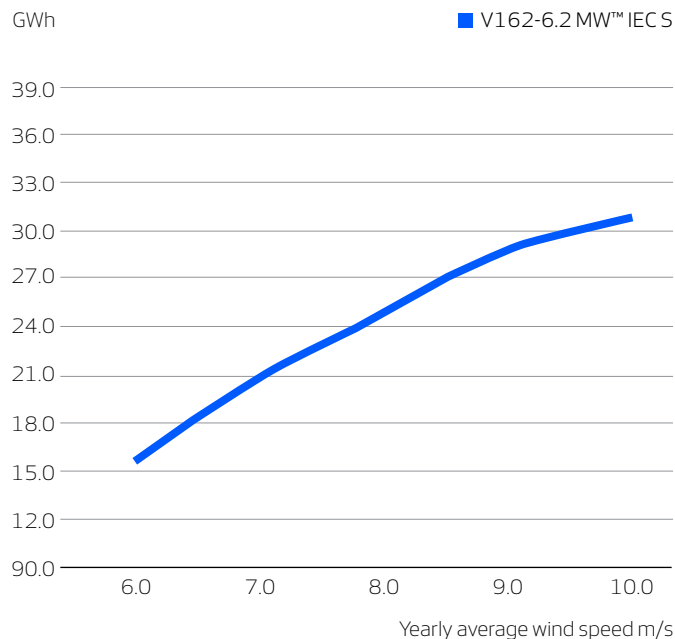
- 6.0 MW Operational Mode
- Condition Monitoring System
- Oil Debris Monitoring System
- Service Personnel Lift
- Low Temperature Operation to -30°C
- Vestas Ice Detection™
- Vestas Anti-Icing System™
- Vestas Shadow Flicker Control System
- Aviation Lights
- Aviation Markings
- Fire Suppression System
- Vestas Bat Protection System
- Lightning Detection System

Sustainability

Carbon Footprint	6.2g CO ₂ e/kWh
Return on energy break-even	6.5 months
Lifetime return on energy	37 times
Recyclability rate	84%

Configuration: 149m hub height, Vavg=7.4m/s, k=2.22. Depending on site-specific conditions. Metrics are based on an externally reviewed Life Cycle Assessment available on vestas.com

Annual energy production



Assumptions
 One wind turbine, 100% availability, 0% losses, k factor =2
 Standard air density = 1.225, wind speed at hub height

V162-7.2 MW™ IEC S

Power regulation	Pitch regulated with variable speed
Operating data	
Standard rated power	7,200kW
Cut-in wind speed	3m/s
Cut-out wind speed*	25m/s
Wind class	IEC S
Standard operating temperature range from -20°C to +45°C	
* High Wind Operation available as standard	
Sound power	
Maximum	105.5dB(A)*
* Sound Optimised Modes available dependent on site and country	
Rotor	
Rotor diameter	162m
Swept area	20,612m ²
Aerodynamic brake	full blade feathering with 3 pitch cylinders
Electrical	
Frequency	50/60Hz
Converter	full scale
Gearbox	
Type	two planetary stages
Tower	
Hub heights	119m (IEC S/DIBt S) 169m (IEC S)* 169m ((DIBt S))
* Includes 3m raised foundation	

Turbine options

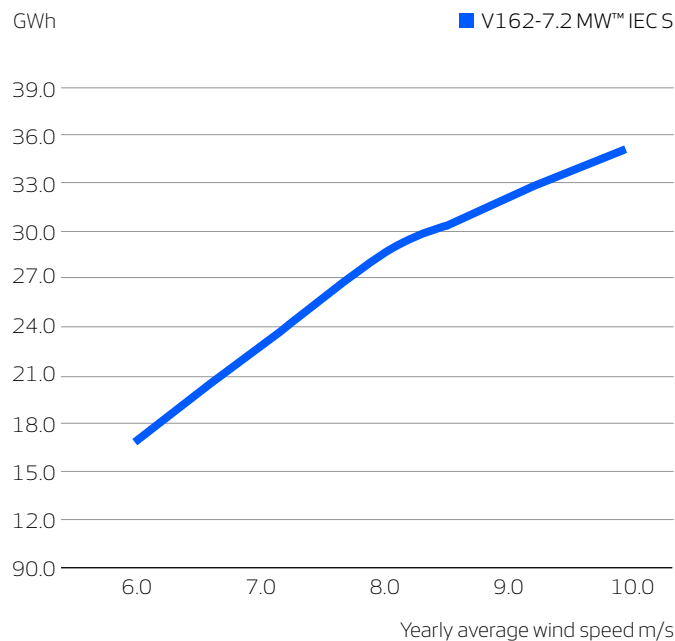
- 6.5 MW Operational Mode
- 6.8 MW Operational Mode
- Oil Debris Monitoring System
- High Temperature CoolerTop
- Service Personnel Lift
- Low Temperature Operation to -30°C
- Vestas Ice Detection™
- Vestas Anti-Icing System™
- Vestas Shadow Flicker Control System
- Aviation Lights
- Aviation Markings
- Fire Suppression System
- Vestas Bat Protection System
- Lightning Detection System

Sustainability

Carbon Footprint	7.1g CO ₂ e/kWh
Return on energy break-even	7.4 months
Lifetime return on energy	32 times
Recyclability rate	87%

Configuration: 149m hub height, Vavg=7.4m/s, k=2.22. Depending on site-specific conditions. Metrics are based on an externally reviewed Life Cycle Assessment available on vestas.com

Annual energy production



Assumptions

One wind turbine, 100% availability, 0% losses, k factor = 2
Standard air density = 1.225, wind speed at hub height

V172-7.2 MW™ IEC S

Power regulation	Pitch regulated with variable speed
Operating data	
Standard rated power	7,200kW
Cut-in wind speed	3m/s
Cut-out wind speed*	25m/s
Wind class	IEC S
Standard operating temperature range from -20°C to +45°C	
* High Wind Operation available as standard	
Sound power	
Maximum	106.9dB(A)*
* Sound Optimised Modes available dependent on site and country	
Rotor	
Rotor diameter	172m
Swept area	23,235m ²
Aerodynamic brake	full blade feathering with 3 pitch cylinders
Electrical	
Frequency	50/60Hz
Converter	full scale
Gearbox	
Type	two planetary stages
Tower	
Hub heights*	114m (IEC S)** 150m (IEC S)** 164m (DIBt) 166m (IEC S) 175m (DIBt) 199m (DIBt)
*Site specific towers available on request **Preliminary	

Turbine options

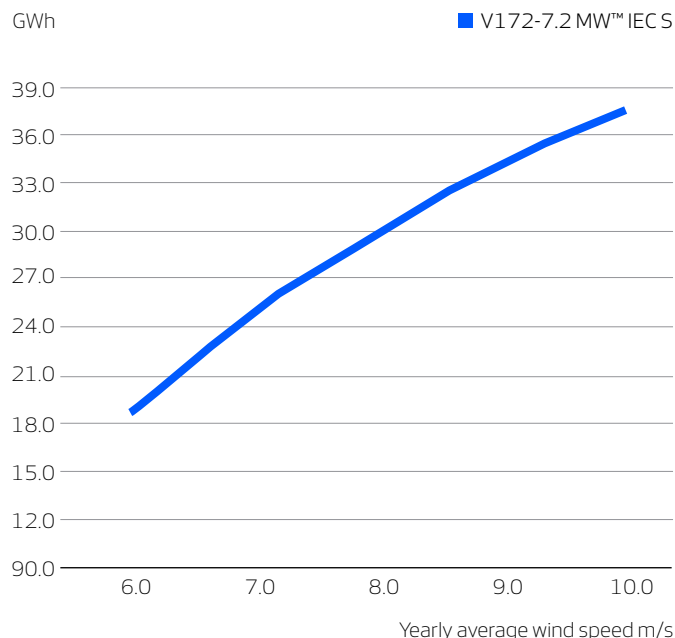
- 6.5 MW Operational Mode
- 6.8 MW Operational Mode
- Oil Debris Monitoring System
- High Temperature CoolerTop
- Service Personnel Lift
- Low Temperature Operation to -30°C
- Vestas Ice Detection™
- Vestas Anti-Icing System™
- Vestas Shadow Flicker Control System
- Aviation Lights
- Aviation Markings
- Fire Suppression System
- Vestas Bat Protection System
- Lightning Detection System

Sustainability

Carbon Footprint	6.4g CO ₂ e/kWh
Return on energy break-even	6.9 months
Lifetime return on energy	34 times
Recyclability rate	86.6%

Configuration: 166m hub height, Vavg=7.4m/s, k=2.48. Depending on site-specific conditions. Metrics are based on an internal streamlined assessment. An externally reviewed Life Cycle Assessment will be made available on vestas.com once finalised.

Annual energy production



Assumptions

One wind turbine, 100% availability, 0% losses, k factor = 2
Standard air density = 1.225, wind speed at hub height

Vestas Wind Systems A/S

Hedeager 42, 8200 Aarhus N | Danmark

T. +45 9730 0000 - F. +45 9730 0001

vestas@vestas.com - vestas.com

©2023 Vestas Wind Systems A/S. All rights reserved.

This document was created by Vestas Wind Systems A/S on behalf of the Vestas Group and contains copyrighted material, trademarks and other proprietary information. This document or parts thereof may not be reproduced, altered or copied in any form or by any means without the prior written permission of Vestas Wind Systems A/S. All specifications are for information only and are subject to change without notice. Vestas Wind Systems A/S does not make any representations or extend any warranties, expressed or implied, as to the adequacy or accuracy of this information. This document may exist in multiple language versions. In case of inconsistencies between language versions the English version shall prevail. Certain technical options, services and wind turbine models may not be available in all locations/countries.



Making Sustainability Happen